

Understanding progress

Progress for any student in KS3 or KS4 is measured from a calculation based on their KS2 **Reading and Maths scores only.**

Students in Year 7 and 8 (Sept 2017) will have a KS2 standardised score

Students in Years 9-11 (Sept 2017) will have a KS2 fine level

At KS5 (Year 12 and 13) progress is measured from KS4 GCSE average points score.

Year 7 Report dates

Report 1 for Year 7 (sent early November) just had ATL.

Report 2 sent Tuesday 9/1/18

Report 3 to be issued at Year 7 Parents Evening Thursday 15th
March 2018

End of year exams week beginning 7/5/18

Report 4 to be sent out week beginning 25/6/18 following
these exams

For Year 7 reports, students need to find their standardised score on their report

History		2	2	On Track
Mathematics		3-	2	Above
Music		1-	2	Working Towards
Physical Education		EL2+	3	Concern
Religious Education		1	2	Working Towards
Science		2-	2	On Track

As of Tuesday, 09 January 2018, [Name] has achieved 95.9% attendance, 7 Achievement Points and 3 Behaviour Points.
KS2 Average Standard Score is 107 & Reading Age is 10.03.
 *Average data information for Year 7: Attendance 97.3%, 13 Achievement Points and 5 Behaviour points.

and then the same figure in the left hand column on the next sheet and read across to identify where they should be at each report cycle e.g.

	Report 2	Report 3	Report 4
KS2 score	Jan-18	Mar-18	Jun-18
120	4-	4-	4=
119	3+	4-	4=
118	3+	3+	4-
117	3=	3+	4-
116	3=	3=	4-
115	3-	3=	3+
114	3-	3=	3+
113	3-	3-	3=
112	3-	3-	3=
111	2+	3-	3-
110	2+	2+	3-
109	2=	2+	3-
108	2=	2=	2+
107	2-	2=	2+
106	2-	2=	2+
105	2-	2-	2=

Year 7

KS2 Standard score	Year 7		
	Report 1	Report 2	Report 3
120	4-	4-	4+
119	3+	4-	4
118	3+	4-	4
117	3	3+	4-
116	3	3+	4-
115	3-	3+	4-
114	3-	3	3+
113	3-	3	3+
112	3-	3-	3
111	2+	3-	3
110	2+	3-	3
109	2	2+	3-
108	2	2+	3-
107	2-	2	3-
106	2-	2	2+
105	2-	2	2+
104	2-	2-	2
103	1+	2-	2
102	1+	2-	2-
101	1	1+	2-
100	1	1+	2-
99	1-	1	1+
98	1-	1	1+
97	1-	1-	1
96	E13+	1-	1
95	E13+	1-	1-
94	E13+	E13+	1-
93	E13	E13+	1-
92	E13	E13+	E13+
91	E13-	E13	E13+
90	E13-	E13	E13+
89	E13-	E13-	E13
88	E12+	E13-	E13
87	E12+	E13-	E13-
86	E12+	E12+	E13-
85	E12	E12+	E13-
84	E12	E12	E12+
83	E12-	E12	E12+
82	E12-	E12	E12
80	E11+	E12-	E12-

Find your KS2 standard score on your report.

Use the table on the left to identify where you should be at this report cycle.

Next using you report and the table below on the right, for each subject consider your progress measure and how far away are you currently from your flightpath.


Then and most importantly what are you going to do to meet the expected flightpath at the next report cycle.

YEAR 7 AND 8	
Flightpath grade expected	
6+	
6	
6-	
5+	
5	A students progress will be ABOVE if they are working more than one fine grade above their aspirational flightpath
5-	
4+	
4	A students progress will be ON TRACK if they are working within one fine grade of their aspirational flightpath
4-	
3+	
3	
3-	
2+	
2	A students progress will be WORKING TOWARDS if they are working 2-3 fine grades below their aspirational flightpath
2-	
1+	
1	
1-	
EL3+	A students progress will be a CONCERN if they are working more than 3 fine grades below their aspirational flightpath
EL3	
EL3-	
EL2+	
EL2	
EL2-	
EL1	

Year 7 progress

Flightpath grade expected	YEAR 7 AND 8
6+	
6	A students progress will be ABOVE if they are working more than one fine grade above their aspirational flightpath
6-	
5+	
5	
5-	
4+	A students progress will be ON TRACK if they are working within one fine grade of their aspirational flightpath
4	
4-	
3+	
3	
3-	A students progress will be WORKING TOWARDS if they are working 2-3 fine grades below their aspirational flightpath
2+	
2	
2-	
1+	
1	A students progress will be a CONCERN if they are working more than 3 fine grades below their aspirational flightpath
1-	
EL3+	
EL3	
EL3-	
EL2+	
EL2	
EL2-	
EL1	

What the colours mean...



How it works ...



6+	A students progress will be ABOVE if they are working more than one fine grade above their aspirational flightpath
6	
6-	
5+	
5	
5-	
4+	
4	
4-	
3+	
3	
3-	
2+	
2	A students progress will be ON TRACK if they are working within one fine grade of their aspirational flightpath
2-	
1+	A students progress will be WORKING TOWARDS if they are working 2-3 fine grades below their aspirational flightpath
1	
1-	
EL3+	A students progress will be a CONCERN if they are working more than 3 fine grades below their aspirational flightpath
EL3+	
EL3-	
EL2+	
EL2+	
EL2-	
EL2-	
EL1	

Year 8 Report dates

Report 1 sent November 2017 (resent December 2017 after a formula error was identified)

Report 2 to be issued at Year 8 Options Evening
Thursday 8th March 2018

End of year exams week beginning 7/5/18

Report 3 to be sent out week beginning 25/6/18 following these exams.

For Year 8 reports, students need to find their standardised score on their report

History	2	2	On Track
Mathematics	3-	2	Above
Music	1-	2	Working Towards
Physical Education	EL2+	3	Concern
Religious Education	1	2	Working Towards
Science	2-	2	On Track

As of Tuesday, 09 January 2018, [red box] has achieved 98.9% attendance, 17 Achievement Points and 3 Behaviour Points. **KS2 Average Standard Score is 107** and Reading Age is 10.03.
 *Average data information for Year 7: Attendance 97.3%, 13 Achievement Points and 5 Behaviour points.

and then the same figure in the left hand column and read across using the table as on the next slide to identify where they should be at each report cycle e.g.

SS Year 8 1718	Report 1	Report 2	Report 3
120	4+	5-	5
119	4+	5-	5
118	4	5-	5-
117	4	4+	5-
116	4-	4+	5-
115	4-	4	4+
114	4-	4	4+
113	3+	4-	4
112	3+	4-	4
111	3+	4-	4-
110	3	3+	4-
109	3	3+	4-
108	3	3	3+
107	3-	3	3+
106	3-	3-	3
105	2+	3-	3
104	2+	3-	3-
103	2	2+	3-
102	2	2+	3-
101	2-	2	2+
100	2-	2	2+
99	2-	2-	2
98	1+	2-	2
97	1+	2-	2-
96	1	1+	2-
95	1	1+	2-
94	1-	1	1+
93	1-	1	1+
92	1-	1-	1
91	E13+	1-	1
90	E13+	1-	1-
89	E13+	E13+	1-
88	E13	E13+	1-
87	E13	E13	E13+
86	E13-	E13	E13+
85	E13-	E13	E13
84	E13-	E13-	E13
83	E12+	E13-	E13-
82	E12+	E12+	E13-
80	E12	E12+	E12+

Year 8

Your house tutor will tell you your KS2 standard score as it is not on your last report.

KS2 Standard score	Year 8		
	Report 1	Report 2	Report 3
120	4+	5-	5
119	4+	5-	5
118	4	5-	5-
117	4	4+	5-
116	4-	4+	5-
115	4-	4	4+
114	4-	4	4+
113	3+	4-	4
112	3+	4-	4
111	3+	4-	4-
110	3	3+	4-
109	3	3+	4-
108	3-	3	3+
107	3-	3	3+
106	3-	3-	3
105	2+	3-	3
104	2+	3-	3-
103	2	2+	3-
102	2	2+	3-
101	2-	2	2+
100	2-	2	2+
99	2-	2-	2
98	1+	2-	2
97	1+	2-	2-
96	1	1+	2-
95	1	1+	2-
94	1-	1	1+
93	1-	1	1+
92	1-	1-	1
91	E13+	1-	1
90	E13+	1-	1-
89	E13+	E13+	1-
88	E13	E13+	1-
87	E13	E13	E13+
86	E13-	E13	E13+
85	E13-	E13	E13
84	E13-	E13-	E13
83	E12+	E13-	E13-
82	E12+	E12+	E13-
80	E12	E12+	E12+

Use the table on the left to identify where you should be at this report cycle.

Next using you report and the table below on the right, for each subject consider your progress measure and how far away are you currently from your flightpath.


Then and most importantly what are you going to do to meet the expected flightpath at the next report cycle.

YEAR 7 AND 8	
Flightpath grade expected	
6+	
6	A students progress will be ABOVE if they are working more than one fine grade above their aspirational flightpath
6-	
5+	
5	
5-	
4+	A students progress will be ON TRACK if they are working within one fine grade of their aspirational flightpath
4	
4-	
3+	
3	
3-	A students progress will be WORKING TOWARDS if they are working 2-3 fine grades below their aspirational flightpath
2+	
2	
2-	
1+	
1	A students progress will be a CONCERN if they are working more than 3 fine grades below their aspirational flightpath
1-	
EL3+	
EL3	
EL3-	
EL2+	
EL2	
EL2-	
EL1	

Year 8 progress

Flightpath grade expected	YEAR 7 AND 8
6+	
6	A students progress will be ABOVE if they are working more than one fine grade above their aspirational flightpath
6-	
5+	
5	
5-	
4+	A students progress will be ON TRACK if they are working within one fine grade of their aspirational flightpath
4	
4-	
3+	
3	
3-	A students progress will be WORKING TOWARDS if they are working 2-3 fine grades below their aspirational flightpath
2+	
2	
2-	
1+	
1	A students progress will be a CONCERN if they are working more than 3 fine grades below their aspirational flightpath
1-	
EL3+	
EL3	
EL3-	
EL2+	
EL2	
EL2-	
EL1	

What the colours mean...



How it works ...



6+	A students progress will be ABOVE if they are working more than one fine grade above their aspirational flightpath
6	
6-	
5+	
5	
5-	
4+	
4	
4-	
3+	
3	A students progress will be ON TRACK if they are working within one fine grade of their aspirational flightpath
3-	
2+	A students progress will be WORKING TOWARDS if they are working 2-3 fine grades below their
2	
2-	A students progress will be a CONCERN if they are working more than 3 fine grades below their aspirational flightpath
1+	
1	
1-	
EL3+	
EL3+	
EL3-	
EL2+	
EL2+	
EL2-	
EL2-	
EL1	

Year 9 Report dates

Report 1 for Year 9 (sent early November) just had ATL.

Report 2 sent Tuesday 9/1/18

Report 3 to be issued at Year 9 Parents Evening Thursday 1st March 2018

End of year exams week beginning 7/5/18

Report 4 to be sent out week beginning 25/6/18 following these exams.

For Year 9 reports students need to find their KS2 fine grade on their report

Physics		3+	1	On Track
R E - GCSE		4+	1	Above
Spanish		4-	2	On Track

As of Friday, 05 January 2018 **KS2 Fine Grade is 4.8** Reading Age is 14.01.
 *Average data information for Year 9: Attendance 96.3%, 8 Achievement Points and 7 Behaviour points.

and then the same figure in the left hand column on the next slide and read across to identify where they should be at each report cycle e.g

Yr 9 Report	2	3	4
KS2 fine grade	Jan-18	Mar-18	Jun-18
6	6-	6	6+
5.9	6-	6-	6+
5.8	5+	6-	6
5.7	5+	6-	6
5.6	5	5+	6-
5.5	5	5+	6-
5.4	5-	5	5+
5.3	5-	5	5+
5.2	4+	5-	5
5.1	4+	5-	5
5	4	5-	5-
4.9	4	4+	5-
4.8	4-	4+	5-

Year 9

Find your KS2 fine grade score on your report.

Year 9			
KS2 Fine grade	Report 1	Report 2	Report 3
6	6-	6	6+
5.9	6-	6-	6+
5.8	5+	6-	6
5.7	5+	6-	6
5.6	5	5+	6-
5.5	5	5+	6-
5.4	5-	5	5+
5.3	5-	5	5+
5.2	4+	5-	5
5.1	4+	5-	5
5	4	5-	5-
4.9	4	4+	5-
4.8	4-	4+	5-
4.7	4-	4	4+
4.6	4-	4	4+
4.5	3+	4-	4
4.4	3+	4-	4
4.3	3	3+	4-
4.2	3	3+	4-
4.1	3-	3	3+
4	3-	3	3+
3.9	3-	3-	3
3.8	2+	3-	3
3.7	2+	3-	3-
3.6	2	2+	3-
3.5	2	2+	3-
3.4	2-	2	2+
3.3	2-	2	2
3.2	2-	2-	2
3.1	1+	2-	2-
3	1+	1+	2-
2.9	1	1+	2-
2.8	1	1	1+
2.7	1-	1	1+
2.6	1-	1-	1
2.5	E13+	1-	1
2.4	E13+	1-	1-
2.3	E13	E13+	1-
2.2	E13	E13+	E13+
2.1	E13-	E13	E13

Use the table on the left to identify where you should be at this report cycle.

Next using you report and the table below on the right, for each subject consider your progress measure and how far away are you currently from your flightpath.


Then and most importantly what are you going to do to meet the expected flightpath at the next report cycle.

YEAR 9-11	
Flightpath grade expected	
9+	
9	
9-	
8+	
8	A students progress will be ABOVE if they are working more than one fine grade above their aspirational flightpath
8-	
7+	
7	A students progress will be ON TRACK if they are working within one fine grade of their aspirational flightpath
7-	
6+	
6	
6-	
5+	A students progress will be WORKING TOWARDS if they are working 2-3 fine grades below their aspirational flightpath
5	
5-	
4+	
4	A students progress will be a CONCERN if they are working more than 3 fine grades below their aspirational flightpath
4-	
3+	
3	
3-	
2+	
2	
2-	
1+	
1	
1-	


Flightpath grade expected	YEAR 9-11
9+	
9	A students progress will be ABOVE if they are working more than one fine grade above their aspirational flightpath
9-	
8+	
8	
8-	
7+	A students progress will be ON TRACK if they are working within one fine grade of their aspirational flightpath
7	
7-	
6+	
6	
6-	A students progress will be WORKING TOWARDS if they are working 2-3 fine grades below their aspirational flightpath
5+	
5	
5-	
4+	A students progress will be a CONCERN if they are working more than 3 fine grades below their aspirational flightpath
4	
4-	
3+	
3	
3-	
2+	
2	
2-	
1+	
1	
1-	

Year 9 progress


What the colours mean...



How it works ...



Flightpath grade expected	
9+	A students progress will be ABOVE if they are working more than one fine grade above their aspirational flightpath
9	
9-	
8+	
8	
8-	
7+	
7	
7-	
6+	
6	
6-	
5+	A students progress will be ON TRACK if they are working within one fine grade of their aspirational flightpath
5	
5-	
4+	
4	A students progress will be WORKING TOWARDS if they are working 2-3 fine grades below their aspirational flightpath
4-	
3+	
3	
3-	A students progress will be a CONCERN if they are working more than 3 fine grades below their aspirational flightpath
2+	
2	
2-	
1+	
1	
1-	



Year 10 Report dates

Report 1 sent December 2017

Report 2 to be sent home week beginning 5/3/18

End of year exams week beginning 7/5/18

Report 3 to be sent out week beginning 25/6/18
following these exams.

For Year 10 reports students need to find their KS2 fine grade on their report

Physics	3+	1	On Track
RE - GCSE	4+	1	Above
Spanish	4-	2	On Track

As of Friday, 05 January 2018
 KS2 Fine Grade is 4.8 & ... 18 Achievement Points and 0 Behaviour Points.
 ... Reading Age is 14.01.
 *Average data information for Year 9: Attendance 96.3%, 8 Achievement Points and 7 Behaviour points.

and then the same figure in the left hand column on the next slide and read across to identify where they should be at each report cycle e.g. The end of year 11 target is also available.

	Y10 Report 1	Y10 Report 2	Y10 Report 2	Year 11 End of Year
6	7-	7	7+	9
5.9	7-	7	7+	9
5.8	6+	7-	7	9-
5.7	6+	7-	7	9-
5.6	6	6+	7-	8+
5.5	6	6+	7-	8+
5.4	6-	6	6+	8
5.3	6-	6	6+	8-
5.2	5+	6-	6	8-
5.1	5+	6-	6	7+
5	5	5+	6-	7+
4.9	5	5+	6-	7
4.8	5-	5	5+	7-
4.7	5-	5	5+	7-
4.6	5-	5-	5	6+
4.5	4+	5-	5	6
4.4	4	4+	5-	6-
4.3	4	4+	5-	5+
4.2	4-	4	4+	5+
4.1	4-	4	4+	5
4	4-	4-	4	5
3.9	3+	4-	4	5
3.8	3+	4-	4-	4+
3.7	3	3+	4-	4+
3.6	3	3	3+	4+
3.5	3-	3	3+	4
3.4	3-	3-	3	4
3.3	2+	3-	3	4-
3.2	2+	3-	3-	3+
3.1	2	2+	3-	3+
3	2	2+	2+	3+
2.9	2-	2	2+	3
2.8	2-	2-	2	3
2.7	1+	2-	2	3-
2.6	1+	2-	2-	2+
2.5	1	1+	2-	2+
2.4	1	1+	1+	2+
2.3	1-	1	1+	2
2.2	1-	1	1	2
2.1	E13+	1-	1-	1+

Year 10

Find your KS2 fine grade score on your report.

Use the table on the left to identify where you should be at this report cycle.

Next using you report and the table below on the right, for each subject consider your progress measure and how far away are you currently from your flightpath.

Then and most importantly what are you going to do to meet the expected flightpath at the next report cycle.

KS2 Fine grade	Year 10			
	Report 1	Report 2	Report 3	End of year 11 flightpath expectation
6	7-	7	7+	9
5.9	7-	7	7+	9
5.8	6+	7-	7	9-
5.7	6+	7-	7	9-
5.6	6	6+	7-	8+
5.5	6	6+	7-	8+
5.4	6-	6	6+	8
5.3	6-	6	6+	8-
5.2	5+	6-	6	8-
5.1	5+	6-	6	7+
5	5	5+	6-	7+
4.9	5	5+	6-	7
4.8	5-	5	5+	7-
4.7	5-	5	5+	7-
4.6	5-	5-	5	6+
4.5	4+	5-	5	6
4.4	4	4+	5-	6-
4.3	4	4+	5-	5+
4.2	4-	4	4+	5+
4.1	4-	4	4+	5
4	4-	4-	4	5
3.9	3+	4-	4	5
3.8	3+	4-	4-	4+
3.7	3	3+	4-	4+
3.6	3	3	3+	4+
3.5	3-	3	3+	4
3.4	3-	3-	3	4
3.3	2+	3-	3	4-
3.2	2+	3-	3-	3+
3.1	2	2+	3-	3+
3	2	2+	2+	3+
2.9	2-	2	2+	3
2.8	2-	2-	2	3
2.7	1+	2-	2	3-
2.6	1+	2-	2-	2+
2.5	1	1+	2-	2+
2.4	1	1+	1+	2+
2.3	1-	1	1+	2
2.2	1-	1	1	2
2.1	E13+	1-	1-	1+

YEAR 9-11	
Flightpath grade expected	
9+	
9	
9-	A students progress will be ABOVE if they are working more than one fine grade above their aspirational flightpath
8+	
8	
8-	
7+	
7	A students progress will be ON TRACK if they are working within one fine grade of their aspirational flightpath
7-	
6+	
6	
6-	
5+	
5	A students progress will be WORKING TOWARDS if they are working 2-3 fine grades below their aspirational flightpath
5-	
4+	
4	
4-	A students progress will be a CONCERN if they are working more than 3 fine grades below their aspirational flightpath
3+	
3	
3-	
2+	
2	
2-	
1+	
1	
1-	


Flightpath grade expected	YEAR 9-11
9+	
9	A students progress will be ABOVE if they are working more than one fine grade above their aspirational flightpath
9-	
8+	
8	
8-	
7+	A students progress will be ON TRACK if they are working within one fine grade of their aspirational flightpath
7	
7-	
6+	
6	
6-	A students progress will be WORKING TOWARDS if they are working 2-3 fine grades below their aspirational flightpath
5+	
5	
5-	
4+	
4	A students progress will be a CONCERN if they are working more than 3 fine grades below their aspirational flightpath
4-	
3+	
3	
3-	
2+	
2	
2-	
1+	
1	
1-	

Year 10 progress

What the colours mean...

How it works ...

Flightpath grade expected	meaning	Progress colour coding and
9+		Student is working more than one fine grade above their aspirational flightpath and progress is therefore ABOVE
9		
9-		
8+		
8		
8-		
7+		
7		
7-		
6+		
6		
6-		
5+		Student is working within one fine grade of their aspirational flightpath and progress is therefore ON TRACK
5		
5-		
4+		Student is working 2-3 fine grades below their aspirational flightpath and progress is therefore WORKING TOWARDS
4		
4-		
3+		
3		Student is working more than 3 fine grades below their aspirational flightpath and progress is therefore a CONCERN
3-		
2+		
2		
2-		
1+		
1		
1-		



Year 11 Report dates

Report 1 sent November 2017

Report 2 issued at Year 11 Parents Evening January 2018

Report 3 to be issued week beginning 23/4/2018

For Year 11 reports students need to find their KS2 fine grade on their report

Physics	3+	1	On Track
RE - GCSE	4+	1	Above
Spanish	4-	2	On Track

As of Friday, 05 January 2018
 KS2 Fine Grade is 4.8 & ... 18 Achievement Points and 0 Behaviour Points.
 ... Reading Age is 14.01.
 *Average data information for Year 9: Attendance 96.3%, 8 Achievement Points and 7 Behaviour points.

and then the same figure in the left hand column on the next slide and read across to identify where they should be at each report cycle e.g. The end of year 11 target is also available.

Year 11				
KS2 Fine grade	Report 1	Report 2	Report 3	End of year 11 flightpath expectation
6	8-	8	8+	9
5.9	7+	8-	8	9
5.8	7+	8-	8	9-
5.7	7	7+	8-	9-
5.6	7	7+	8-	8+
5.5	7-	7	7+	8+
5.4	7-	7	7+	8
5.3	6+	7-	7	8-
5.2	6+	7-	7	8-
5.1	6	6+	7-	7+
5	6	6+	7-	7+
4.9	6-	6	6+	7
4.8	6-	6	6+	7-
4.7	5+	6-	6	7-
4.6	5+	6-	6-	6+
4.5	5	5+	6-	6
4.4	5	5+	6-	6-
4.3	5-	5	5+	5+
4.2	5-	5	5	5+
4.1	4+	5-	5	5
4	4+	5-	5-	5
3.9	4	4+	5-	5
3.8	4	4	4+	4+
3.7	4-	4	4+	4+
3.6	4-	4-	4	4+
3.5	3+	4-	4	4
3.4	3+	4-	4-	4
3.3	3	3+	4-	4-
3.2	3	3	3+	3+
3.1	3	3	3	3

Year 11

Find your KS2 fine grade score on your report.

Use the table on the left to identify where you should be at this report cycle.

Next using you report and the table below on the right, for each subject consider your progress measure and how far away are you currently from your flightpath.

Then and most importantly what are you going to do to meet the expected flightpath at the next report cycle.

KS2 Fine grade	Year 11			End of year 11 flightpath expectation
	Report 1	Report 2	Report 3	
6	8-	8	8+	9
5.9	7+	8-	8	9
5.8	7+	8-	8	9-
5.7	7	7+	8-	9-
5.6	7	7+	8-	8+
5.5	7-	7	7+	8+
5.4	7-	7	7+	8
5.3	6+	7-	7	8-
5.2	6+	7-	7	8-
5.1	6	6+	7-	7+
5	6	6+	7-	7+
4.9	6-	6	6+	7
4.8	6-	6	6+	7-
4.7	5+	6-	6	7-
4.6	5+	6-	6-	6+
4.5	5	5+	6-	6
4.4	5	5+	6-	6-
4.3	5-	5	5+	5+
4.2	5-	5	5	5+
4.1	4+	5-	5	5
4	4+	5-	5-	5
3.9	4	4+	5-	5
3.8	4	4	4+	4+
3.7	4-	4	4+	4+
3.6	4-	4-	4	4+
3.5	3+	4-	4	4
3.4	3+	4-	4-	4
3.3	3	3+	4-	4-
3.2	3	3	3+	3+
3.1	3-	3	3+	3+
3	3-	3-	3	3+
2.9	2+	3-	3	3
2.8	2+	3-	3-	3
2.7	2	2+	3-	3-
2.6	2	2	2+	2+
2.5	2-	2	2+	2+
2.4	2-	2-	2	2+
2.3	1+	2-	2-	2
2.2	1+	1+	2-	2
2.1	1	1	1+	1+

YEAR 9-11	
Flightpath grade expected	
9+	
9	A students progress will be ABOVE if they are working more than one fine grade above their aspirational flightpath
9-	
8+	
8	
8-	
7+	A students progress will be ON TRACK if they are working within one fine grade of their aspirational flightpath
7	
7-	
6+	
6	
6-	A students progress will be WORKING TOWARDS if they are working 2-3 fine grades below their aspirational flightpath
5+	
5	
5-	
4+	
4	A students progress will be a CONCERN if they are working more than 3 fine grades below their aspirational flightpath
4-	
3+	
3	
3-	
2+	
2	
2-	
1+	
1	
1-	

Year 12 Report dates

Report 1 sent November 2017

Exam weeks beginning 19/2/2018 and 26/2/2018

Report 2 to be issued week beginning 26/3/2018

Year 12 Parents Evening Thursday 19th April 2018

Exam weeks beginning 14/5/2018 and 21/5/2018

Report 3 to be issued week beginning 25/6/2018

Year 13 Report dates

Report 1 sent November 2017

Exam weeks beginning 1/1/2018 and 8/1/2018

Report 2 to be issued at Year 13 Parents Evening Thursday 8th February 2018

Report 3 to be issued week beginning 23/4/2018