

THE LANGLEY ACADEMY

Langley Road, Langley, Berkshire, SL3 7EF

Tel: 01753 214 440 Fax: 01753 596 321

web: www.langleyacademy.org



Key Stage 4 Results Summary

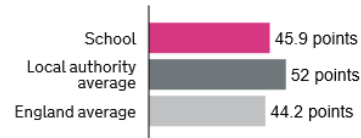
2017 Results – KS4

Progress 8 score ?

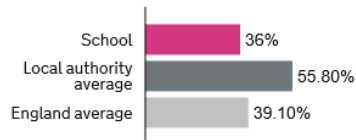
Above average + 0.23

[More score details](#) ?

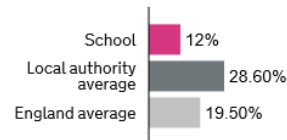
Attainment 8 score ?



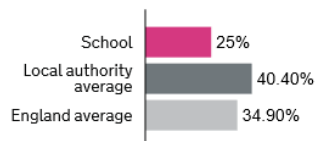
Grade 5 or above in English & maths GCSEs ?



Achieving EBacc at grade 5/C or above ?



Entering EBacc ?



Staying in education or entering employment ?



English and Maths results

Performance at grade 4/C or above



	School	Local authority state-funded schools	England state-funded schools
Grade 4 or above in English and maths GCSEs ▼ more info	63%	72.90%	63.30%
<p>This tells you the percentage of pupils who achieved grade 4 or above in the 2017 reformed English and maths GCSEs. Reformed GCSEs are graded 1 (low) to 9 (high). Grade 4 or above in the new grading is a similar level of achievement to a grade C or above in the old grading.</p>			

Achieving EBacc at grade 4/C or above ▼ more info	12%	30.20%	23.50%
<p>This is the percentage of pupils who achieved the English Baccalaureate (EBacc) at a grade 4 or above in English and maths, and at a grade C or above in the following subject areas: sciences, a language, and either history or geography. The English Baccalaureate is not a test or qualification; it is a measure used to provide information about a particular range of qualifications. The grading of English and maths GCSEs changed in the 2017 GCSEs reforms. Reformed GCSEs are graded 1 (low) to 9 (high). Grade 4 or above in the new grading is a similar level of achievement to a grade C or above in the old grading.</p>			

Pupils' destinations

Pupil destinations - what pupils did after key stage 4



This data, published in October 2017, is for pupils who completed [key stage 4](#) in 2015, which is the most recent data available.

Pupils staying in education or employment	School	Local authority state-funded schools	England state-funded schools
Pupils staying in education or employment for at least two terms after key stage 4 ▼ more info	95%	96%	94%
<p>Any sustained education or employment destination.</p>			
Total number of pupils included in destination measures ▼ more info	174	1635	553910
<p>Number of pupils who finished key stage 4 in the academic year 2014/15.</p>			

Pupils staying in education

Pupils staying in education for at least 2 terms after key stage 4 ▼ more info	93%	94%	90%
---	-----	-----	-----

Pupils who have been in a sustained education destination for the first 2 terms, October 2015 to March 2016. Individual lines may not add up to totals as some pupils can be counted in more than one category.

Further education college or other further education provider ▼ more info	30%	25%	38%
--	-----	-----	-----

Includes pupils on work-based learning or studying further education in a higher education institution. This does not include school sixth forms or sixth-form colleges.

School sixth form	63%	64%	38%
-------------------	-----	-----	-----

Sixth form college	0%	2%	13%
--------------------	----	----	-----

Other education destinations ▼ more info	0%	2%	2%
---	----	----	----

Includes pupils staying for 2 terms in:

- higher education institutions (universities)
- special schools and special post-16 institutions
- alternative provision (including pupil referral units)
- independent schools or colleges

Also includes pupils who moved between different types of education provider.

Pupils staying in employment

Pupils staying in employment for at least 2 terms after key stage 4 ▼ more info	3%	2%	3%
--	----	----	----

Pupils who did not stay in education for 2 full terms but were in a sustained employment destination from October 2015 to March 2016. This includes pupils who sustained the 2 terms through a combination of education and employment.

Pupils not counted as staying in education or employment

Pupils not staying in education or employment for at least 2 terms after key stage 4	SUPP	3%	5%
--	----------------------	----	----

[▼ more info](#)

Pupils finishing key stage 4 who did not stay in education or employment for at least 2 terms. They may have:

- been enrolled on a course or been in employment for part of this time, but not sustained this activity (for example, dropped out)
- have claimed out-of-work benefits in the year
- been reported as NEET (not in education, employment or training) by their local authority.

Destination unknown	SUPP	1%	1%
---------------------	----------------------	----	----

[▼ more info](#)

Pupils finishing key stage 4 who had no activity the following year captured in our data sources. Possible reasons for this could be that the young person was:

- not in education, employment or training (NEET)
- living, working or studying overseas
- attending a Scottish, Welsh or Northern Irish school or college
- undertaking activity other than paid employment or study in the UK
- not successfully matched to a record in our data sources

Additional destinations

Apprenticeships	3%	3%	6%
-----------------	----	----	----

[▼ more info](#)

Pupils who stayed in either education or employment for 2 terms and also started a funded apprenticeship at any time between August 2015 and July 2016. All apprentices also appear under either employment or education destinations.